

Þetta er innskráningarsíða prentunar

10.1.1.100

File Edit View Favorites Tools Help

trixbox - User Mode My Licences - WebSite X5 ... Teach yourself typing at t... Fjölbrautaskólinn í Garðab... FG Admin

Login for mobile print

YSOFT
SAFEO®

Password

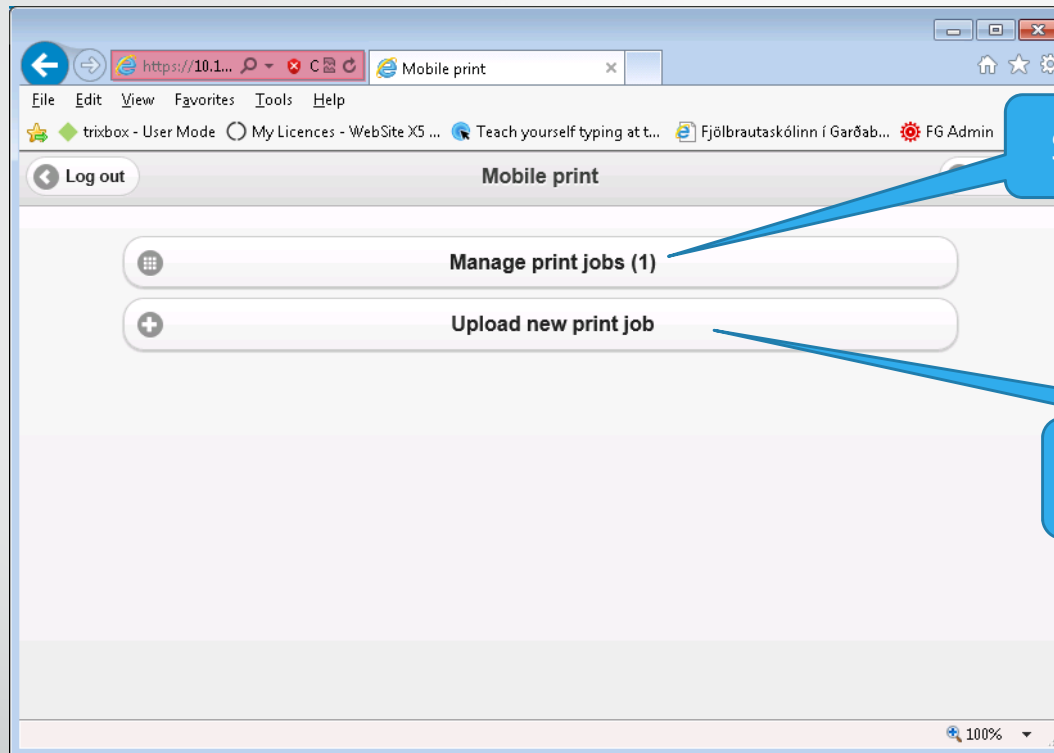
Log in

Copyright© 2000-2015 Y Soft Corporation, a.s.

100%

Slá inn kennitölu og lykilorð

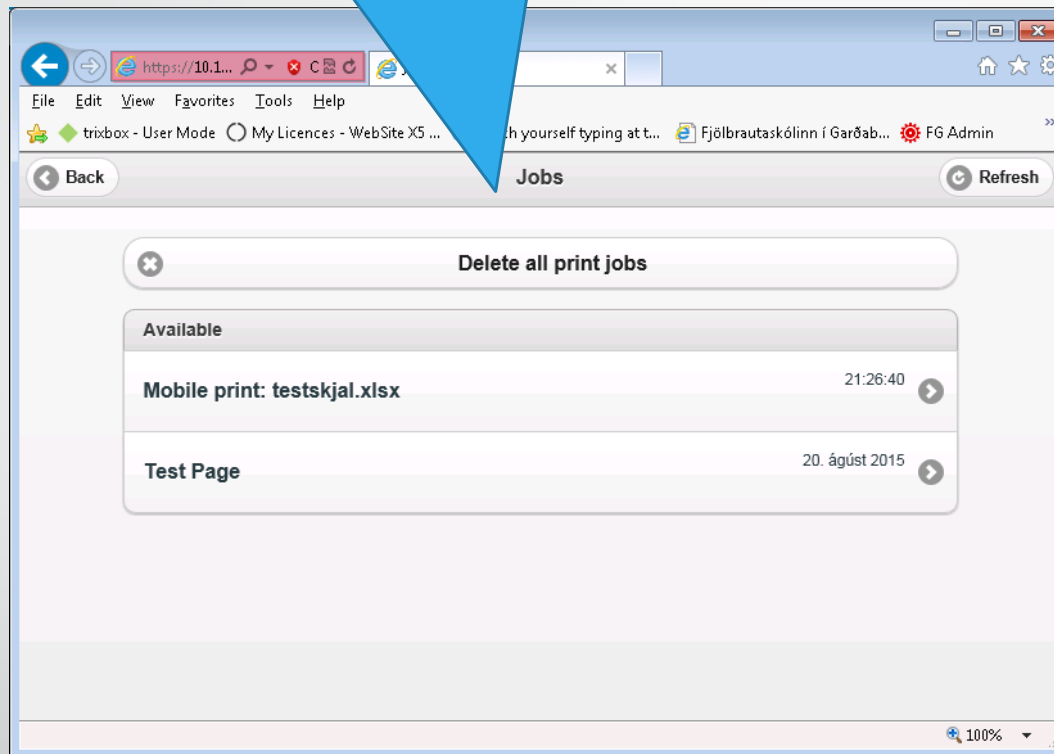




Smellið til að sjá prentbiðröð

Smellið til að hlaða upp skjölum til að prenta

Sýnir skjöl sem bíða prentunar, hægt er að eyða út skjölum sem hætt er við að prenta



The screenshot shows a web browser window with the address bar displaying <https://10.1...>. The browser's menu bar includes File, Edit, View, Favorites, Tools, and Help. The address bar contains several tabs, including 'trixbox - User Mode', 'My Licences - WebSite X5...', 'Fjölbrautaskólinn í Garðab...', and 'FG Admin'. The main content area of the browser shows a page titled 'Jobs'. At the top of the page, there is a 'Back' button on the left and a 'Refresh' button on the right. Below these buttons is a button labeled 'Delete all print jobs' with a trash icon. Underneath this is a section titled 'Available' containing a list of print jobs:

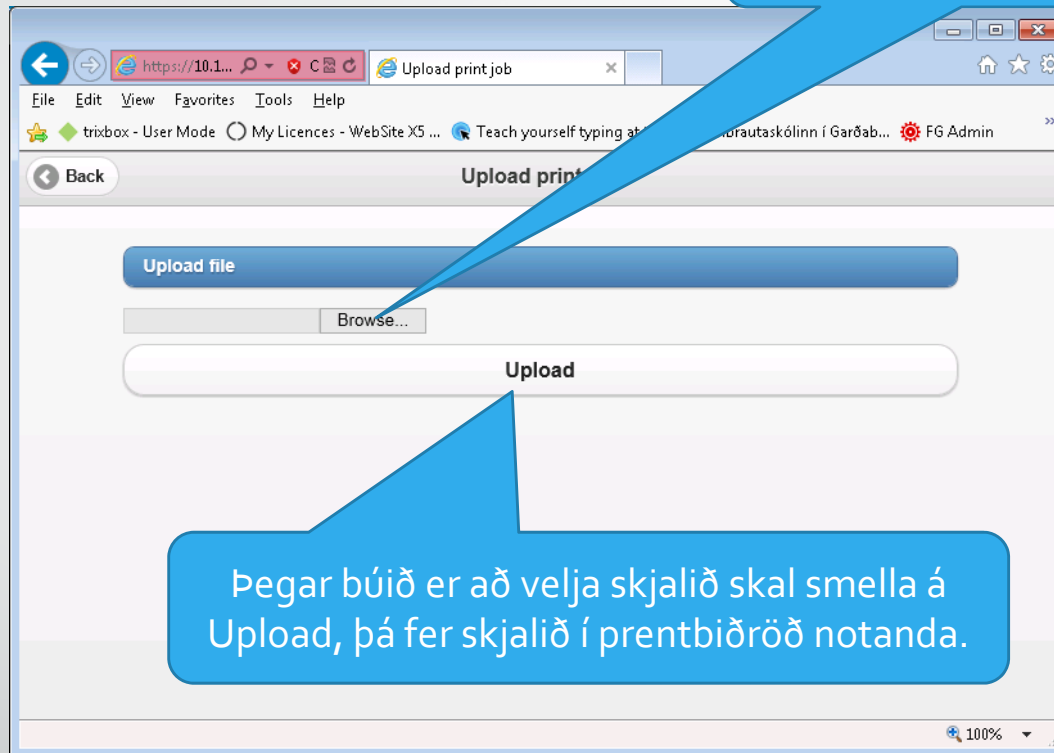
Job Name	Time	Action
Mobile print: testskjal.xlsx	21:26:40	▶
Test Page	20. ágúst 2015	▶

At the bottom right of the browser window, the zoom level is set to 100%.





Velja skjöl af viðkomandi tölvu



Þegar búið er að velja skjalið skal smella á Upload, þá fer skjalið í prentbiðröð notanda.